



# Art of the ages

SHAYKH YUSUF BADAT

# Supplementary Material for *Naskh*



Strokes



Proportions



One variation of each letter is written very large so that the shapes and pen angles are as clear as possible. You will find it much easier to write smaller.



alif

Initial, medial unjoined and final unjoined

Variations



Medial joined  
Final joined


There is another form of alif known as alif maqṣūrah, or restricted (used at the end of the word only) which is similar to the final unjoined and joined yā below, but with no dots beneath it.

bā'

Final unjoined



Variations



Final joined    Medial    Initial

This is the 28th letter of the alphabet. It is placed here in order to accommodate the three similar letters bā', tā' and thā' on the opposite page. The correct alphabetic order is featured on page 5.


Variations



yā'

Final unjoined

Strokes




The dots of a letter are not counted as strokes.

Proportions



Strokes



Proportions



tā'

Final unjoined



Variation of the letter:  
same as bā', but with two dots above and no dot below

thā'


Final unjoined



Variation of the letter:  
same as bā', but with three dots above and no dot below

jīm

Final unjoined



Strokes



Tip: Use the right corner of your nib to outline and fill in the lower end of the letter marked here in black.

Variations



Final joined    Medial    Initial

Proportions



khā' Final unjoined




Variation of the letter: same as jīm, but the dot placed above

hā' Final unjoined



Variation of the letter: same as jīm, but with no dot

Strokes



Proportions




dhāl  
Initial, medial unjoined and final unjoined



Variation of the letter: same as dhāl, but with a dot above

Strokes



Proportions



zay  
Initial, medial unjoined and final unjoined



Variation of the letter: same as rā', but with a dot above

Tip: Use the right corner of your nib to outline and fill in the lower end of the letter marked here in black.

dāl

Initial, medial unjoined and final unjoined



Variation



Medial joined  
Final joined

rā'  
Initial, medial unjoined and final unjoined



Variation

Medial joined  
Final joined





**Strokes**

**sin**  
Final unjoined

**Proportions**

**Variations**

**shīn**  
Final unjoined

Variation of the letter: same as **sin**, but with three dots above

**Strokes**

**ṣād**  
Final unjoined

**Proportions**

**Variations**

**dād**  
Final unjoined

Variation of the letter: same as **ṣād**, but with a dot above

**Strokes**

**Proportions**

**ṭā'** Final unjoined

Variation: same as **ṭā'** but with a dot above

**Variations**

**'ayn** Final unjoined

**Tip:** Use the right corner of your nib to outline and fill in the lower end of the letter marked here in black.

**Proportions**

**Strokes**

**ghayn**  
Final unjoined

**Variations**

**Tip:** Use the right corner of your nib to outline and fill in both the top crescent and the lower end of the letter marked here in black.

Variation: same as **'ayn**, but with a dot above

**Strokes**

2 1

2 1

fā' Final unjoined



**Proportions**

Variations

Final joined Medial Initial

**Strokes**

1 2 3 4 5 6

kāf Final unjoined



**Proportions**

Variations

Initial Medial Final joined

Tip: Use the right corner of your nib to outline and fill in the end of this special hamzah of the letter kāf.

For further variations of initial and medial forms of the letter kāf see pages 19 and 20.

**Strokes**

2 1

2 1

qāf Final unjoined



**Proportions**

Variations

Final joined Medial Initial

**Proportions**

lām Final unjoined



Variations

Initial Medial Final joined

**Strokes**

1 2 3

1 2 3

**Strokes**


**mīm**  
Final unjoined

**Proportions**

**Variations**

Final joined    Medial    Initial

**mīm**  
Alternative final unjoined

**Proportions**

**Tip:** Use the right corner of your nib to outline and fill in the end of the letter marked here in black.

**hā'**  
Initial

**Strokes**


**Proportions**

**Variations**

- Medial
- Medial
- Final joined
- Final unjoined

For the proportions of the various forms of this letter see pages 20 and 21.

**nūn** Final unjoined

**Strokes**


**Proportions**

**Variations**

- Initial
- Medial
- Final joined

**wāw** Initial, medial unjoined and final unjoined

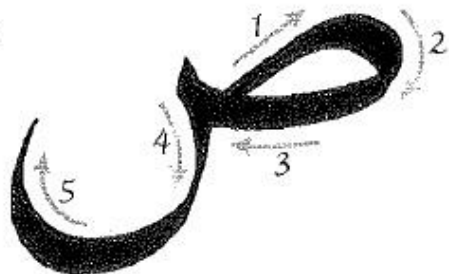




**Strokes**


**Proportions**

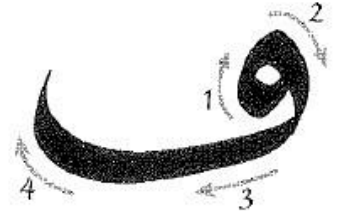
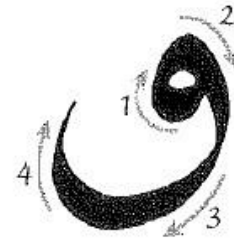
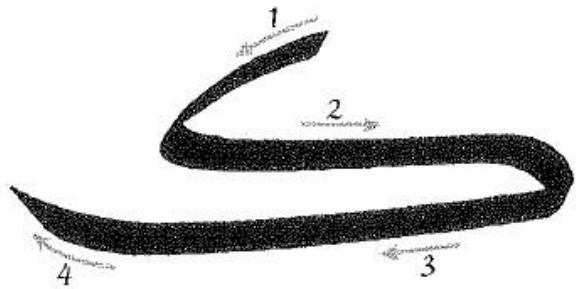
**Variation**

- Medial joined
- Final joined

**Tip:** Use the right corner of your nib to outline and fill in the lower end of the letter marked here in black.









س سے سے سے سے

ص ص ص ص ص

ف ف ف ف ف

محمد معلم الادب و الوالا